

TissueScope™ iQ Slide Scanner



Scanning flexibility meets throughput and intelligence.

The TissueScope™ iQ scanner combines flexibility with high throughput. Load up to 400 standard slides or 200 double-wide slides, or mix and match slide cartridges, for ultimate flexibility.

Key Features

- Throughput: 90 slides per hour (< 30 seconds per slide)¹
- High capacity: up to 400 standard or 200 double-wide slides
- Sharp, clear image quality up to 40X magnification
- Flexibility: Mix and match standard and double-wide slide cartridges
- One-click automatic scan mode and manual scan mode
- Non-proprietary file format, DICOM compatible
- Fresh new user interface
- Z-Stack scanning
- Image-based barcode reading
- Images immediately available for viewing after scanning
- Integrate with the SlideVault™ Image Management System


Scan up to 400 standard slides or 200 double-wide slides

The TissueScope™ iQ scanner features five slide cartridges, each accommodating 80 standard slides or 40 double-wide slides. Standard or double-wide cartridges can be mixed and matched in the scanner.


Technical Specifications

Throughput	90 slides per hour (< 30 seconds per slide) ¹
Imaging Mode	Brightfield
Slide Formats	25mm x 75mm (1" x 3") 50mm x 75mm (2" x 3")
Optical Resolution	0.75 NA
Resolution (µm/pixel)	0.25 at 40X 0.5 at 20X
File Format	Non-proprietary 24-bit RGB Pyramidal BigTIFF Uncompressed, JPEG or JPEG2000 Compression Export to JPEG, Flat TIFF and LZW Compressed TIFF
Dimensions & Weight	60cm (23.7") Width 54cm (21.4") Length 43cm (16.9") Height 44Kg (97lbs) Weight
Warranty	One year

¹ 15mm x 15mm @ 40X magnification



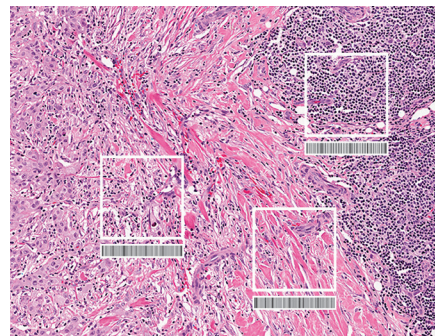
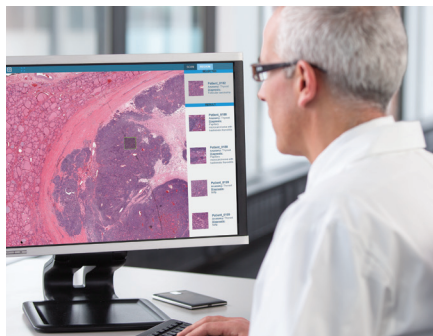
Standard Slides



Double-Wide Slides

Transform your slides into shareable knowledge.

The TissueScope™ iQ is an integral part of Huron's Scan, Organize, Analyze platform for pathology, which combines best-in-class slide scanning with our innovative approaches to image management and analysis.



Scan.

Our solution leverages our 10+ year experience in providing whole slide scanners to leading research institutions.

We are open and forward thinking. Our non-proprietary file format ensures that you are never locked in. We also value standards and the relationship between pathology and enterprise imaging. As such, we implement the DICOM standard in our scanners to ensure compatibility with other imaging modalities.

Organize.

The SlideVault™ Image Management System provides you with the power to organize your data as needed.

The system differentiates between User and Project permissions, and allows for deidentification of data, so you can rest assured that your data is safe and protected. Huron works closely with your IT department to ensure that our solution complies with your organization's information security policies.

Analyze.

We have partnered with the leading image analysis software vendors to provide image analysis solutions for research.

Our Lagotto™ Image Search Engine for Pathology enables the indexing and searching of whole slide images.

About Huron Digital Pathology

We believe that innovation is the key to making digital pathology a ubiquitous reality. But for us, innovation is about more than just delivering great image quality and fast scanning speeds. It's also about designing products that are simple to use, easy to integrate with your workflow, and have attractive price-performance characteristics.

Based in St. Jacobs, Ontario, Canada, Huron Digital Pathology has a 20 year history designing sophisticated imaging instrumentation. Our end-to-end digital whole slide scanning solutions for digital pathology incorporate our award-winning TissueScope™ digital slide scanners, image management software, and our workflow-enhancing accessories, which include our innovative TissueSnap™ preview scanning station.



Manufactured by **Huron Technologies International Inc.**,
of which Huron Digital Pathology is an operating division.
1620 King St. North, PO Box 504, St. Jacobs, ON N0B 2N0 Canada

TissueScope™, TissueSnap™, Lagotto™, SlideVault™ and Huron Digital Pathology™ are trademarks of Huron Technologies International Inc.

The TissueScope™ scanner is based on one or more of the following: U.S. Patents 8,896,918 B2/8,655,043/7,218,446 B2 / 6,072,624; EU patent 2758825; U.S. and International patents pending.

Document #SMB-0005-02